



# Flood your home in light with our ultra secure, thermally efficient lanterns


Choosing the right roof lantern for your home is an important decision. They should let in the maximum amount of light, yet keep heat in your home and would be intruders out. Letting you enjoy more natural light and amazing night time views of the stars, while bringing a sense of space and tranquillity to your home. This is why we have designed the S1 aluminium roof lantern from the ground up to meet your every need. Building on years of experience, we've incorporated many new innovative ideas to create a warmer, slimmer and much more secure roof lantern.

Secure, sustainable and stylish, the UK's most secure roof lantern

Thermlock® multi-chamber thermal technology helps keep heating bills low, while deep internal bars create an ultra strong structure for spans up to 3.2 x 6m without tie bars. Ultra low line aesthetics give a stylish architectural appearance, enhanced with hardwearing powder coated aluminium inside and out.

Security is also built into the heart of every S1 lantern, helping protect you and your home.





VRL50 is available exclusively with optional VitrineVent® roof ventilation, which can be automated and linked to a range of wind and rain sensors.

*See page 14 for more information.*

## Secured by Design



### Official Police Security Initiative

VitrineAlu VRL50 is already one of the most secure roof lanterns in the UK and now comes with a Secured by Design (SBD) upgrade option. SBD is a police-backed initiative that identifies products that offer increased levels of security. This upgrade adds an extra layer of defence ensuring that your S1 aluminium roof lantern is secure enough to withstand opportunist criminals, providing extra peace of mind.

Additional security clamping plates, lock laminated glass panels in place preventing them from being lifted and removed by would-be intruders\*. These stainless steel components are held firmly in place by stainless steel security screws for added strength.

This optional security upgrade is invisible on finished roofs and doesn't compromise the stylish design or thermal performance that VitrineALU products are known for.



*\*Based on SBD's test criteria*

# The UK's most secure lantern, keeps you and your home safe

The innovative construction of the **VRL50** system eliminates the security weaknesses of traditional lantern designs. Features such as anti-tamper screws, enclosed anti-tamper glazing, security tape and our patent pending glass lock, alongside our unique high security ridge end, ensure there isn't

an easy way to enter your property via your flat roof lantern. All of these innovative features combined make **VitrineAlu VRL50** system the UK's most secure aluminium lantern roof.

So if you are looking for a lantern that comes with extra peace of mind as standard – then we have you covered.



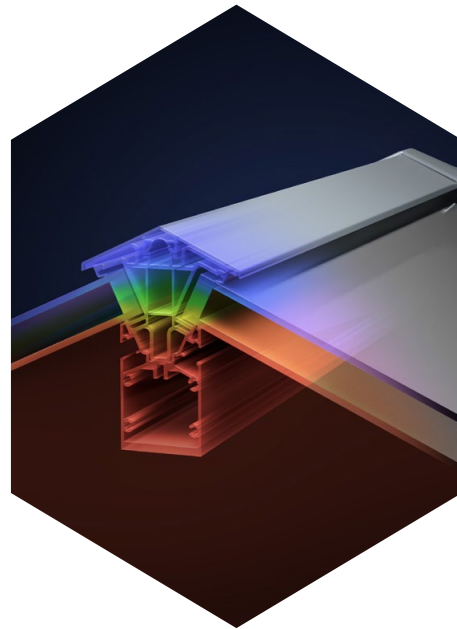
*\*Mainstream residential roof lantern - not utilising bonded glass*

# Whatever the weather Thermlock® technology helps keep you comfortable and heating bills lower

The **VRL50** lantern combines aluminium's clean lines with exceptional thermal performance and features our innovative Thermlock® multi-chamber technology to keep you and your property well insulated against the worst of the UK weather. This coupled to high performance 28mm glazing means our lantern roofs offer class leading thermal performance, far superior to traditional polyamide systems based around 24mm glazing. A unique co-extruded perimeter seal also ensures draughts and rain are kept safely outside. 28mm glazing also allows acoustic dampening glass to be fitted if required.


28mm glazing  
**1.0 U-value**  
W/(m<sup>2</sup>K) centre pane\*

Thermal transmittance, also known as a U-value, measures the rate of transfer of heat. The better-insulated a product is, the lower the U-value will be.



*\*Subject to glass specification*






**THERMLOCK**<sup>®</sup> *technology inside*



With great looks from every angle – due to our unique ultra low line aesthetics



Slim, consistent 50mm rafter, hip and ridge sightlines maximise the light flooding into your home, creating bright, airy interiors and banishing gloom. The VRL50 lantern also features ultra low line aesthetics so rafter and hip top caps sit close to the glazing level on the exterior, creating a sleek modern look. Completing this refined architectural



appearance our corner and rafter end caps run perfectly in line with the perimeter of the lantern, so no unsightly angles jut out to spoil the perfect lines of this outstandingly beautiful high-performance aluminium lantern. Leaving you with the ideal balance of understated refinement, contemporary looks and exacting quality standards.



# All available in a range of colours to suit every home and interior

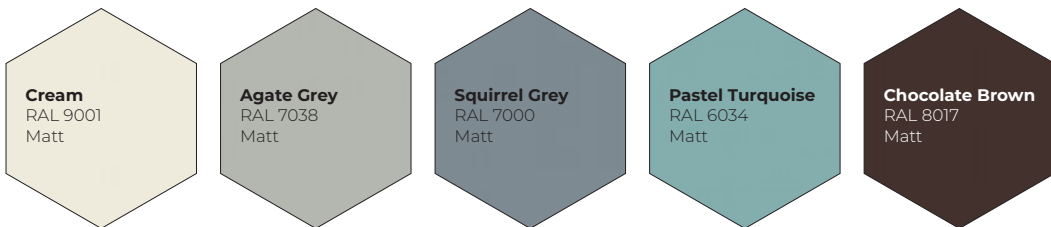
VitrineAlu lanterns are available in three standard powder coated colours, with the option of choosing a different colour for the interior to help you

create the look that is perfect for your property. Bespoke colours can also be ordered to accent, or match your particular project requirements.

## STANDARD LANTERN COLOURS



## BESPOKE LANTERN COLOUR EXAMPLES



*Please note; due to the nature of the manufacturing process and the differences in the methods used to represent these colours in print or on screen we cannot guarantee an exact colour match with the colours shown. The RAL colour references are also provided as a guide only.*







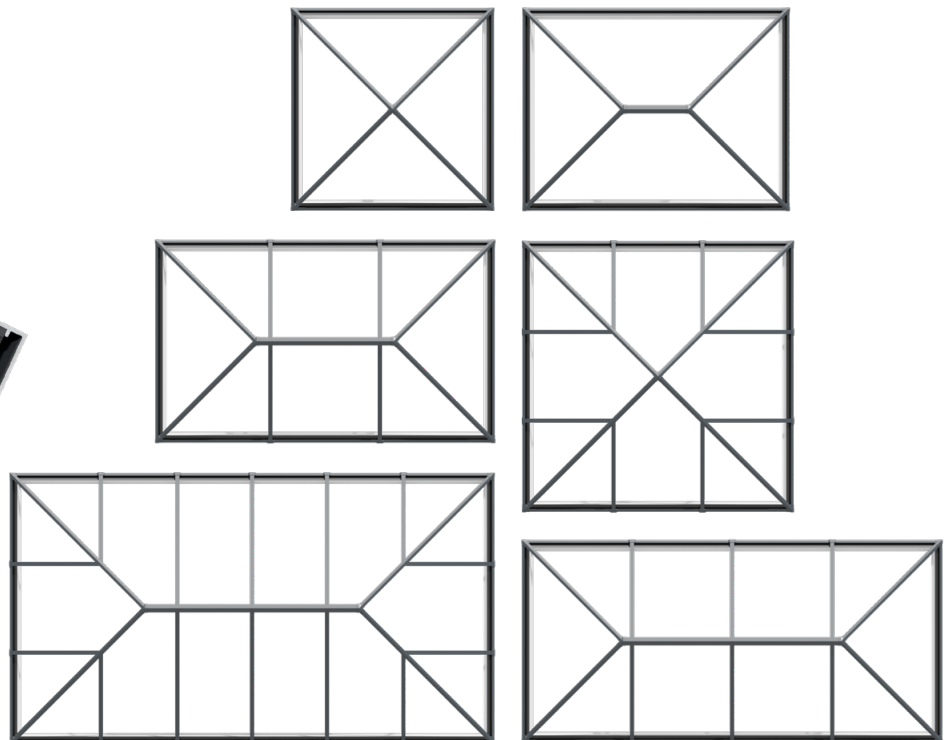

# With a wide range of styles and sizes to suit every project

**VitrineAlu** aluminium roof lanterns are available in a choice of 13 styles from square 'pyramid' designs to grander options suitable for larger 'orangery' style installations.

Maximum sizes up to 3.2m by an impressive 6m long, all set at a 25° pitch and all weather rated for the whole of the UK\*.

Our 3 way option allows for bigger spans to be catered for without the need for jack rafters.

**VRL50** lanterns also feature an integral LED light channel around the perimeter of the roof – giving you an easy way to add mood lighting and create the final touch of individuality for your interior.



*\*Rated for a snow load of 1.2 kN/m<sup>2</sup>. Covering the whole of the UK up to 200m altitude.*




# ***SHEERVENT***<sup>®</sup>

## Flush Intelligent Ventilation

With a sleek minimalist design that sits perfectly flush with VRL50's discrete rafter bars, and with optional powered actuators that can be intelligently automated, Sheerline has reimagined roof vents, bringing them into the 21st century at last. Dispensing with the need for muntin bars, which are prone to issues, SheerVent<sup>®</sup> offers reliable ventilation without the risk of leaks.

Fully thermally broken and using the same high-performance 28mm glazing as the rest of the VRL50 roof, VitrineVent<sup>®</sup> adds a versatile option to ventilate your room via your VRL50 lantern and prevent excessive heat build up.

Optional rain, and rain, wind and light sensors can automate the closing of your roof vent for added peace of mind.









# All created from one of the most sustainable materials on the planet

Made from the most recycled and abundant metal in the Earth's crust and produced in the most energy efficient aluminium window facility in the UK, all Sheerline products are manufactured in the most sustainable way possible. Our state-of-the-art, energy efficient SMS HYBREX press delivers energy savings of up to 55% compared to

traditional presses. The design of our systems also vastly reduces fabrication waste, minimising the unnecessary consumption of raw material and helping reduce your home's carbon footprint. This coupled to the high level of energy efficiency built into every product helps build towards a greener future for all.



# 75%

Did you know 75% of the aluminium produced is still in use, thanks to its durability and highly efficient recycling processes.



